

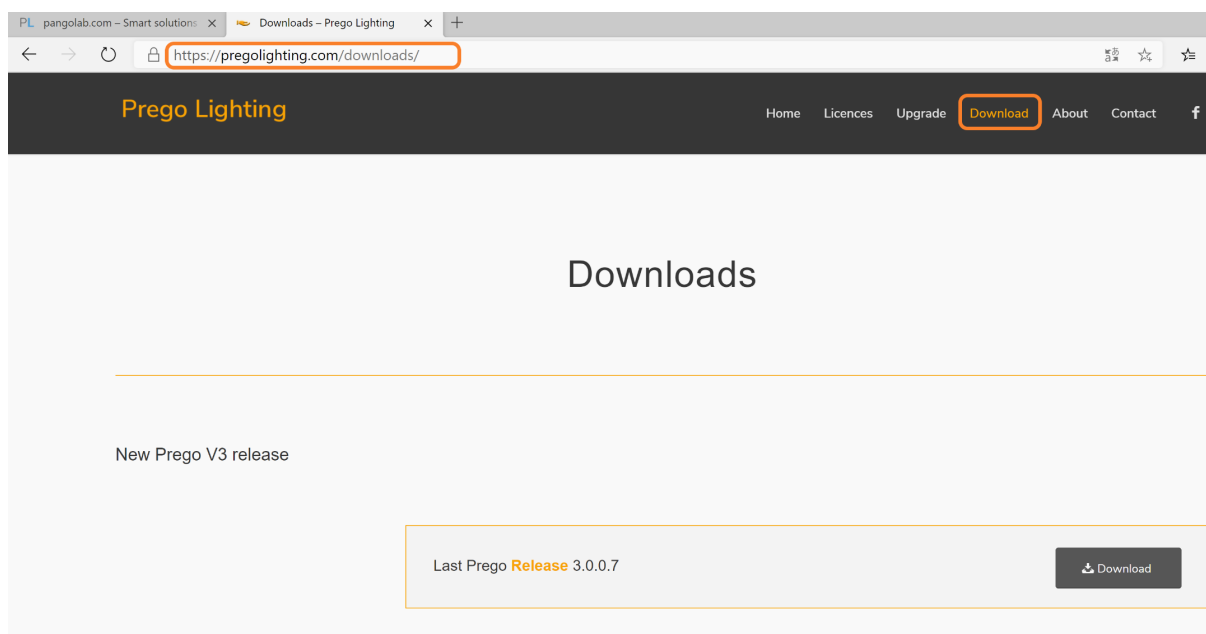
UPDATE TO PREGO v3 AND DONGLE

1 – UPDATE TO PREGO V3

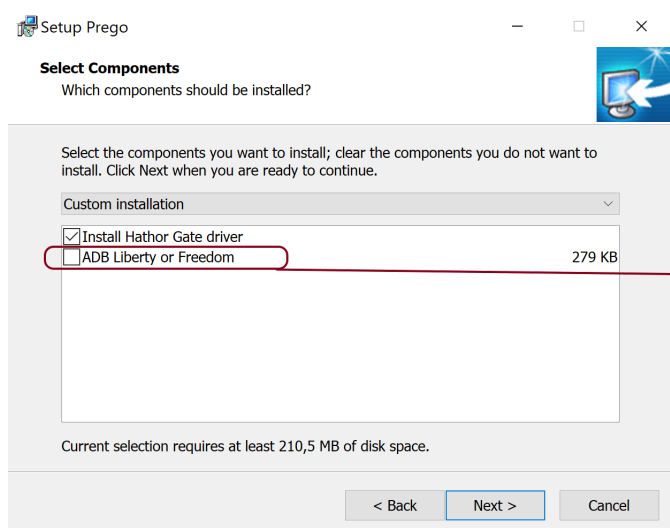
You can download the Prego V3 on the website :

<https://pregolighting.com/downloads/>

Currently the version is 3.0.0.7



Launch the .exe file and and install the new Prego version :



When asked to, please chose to install the new drivers and the latest library.

Only tick the « ADB Liberty or Freedom » box if you're updating a Liberty or Freedom desk.

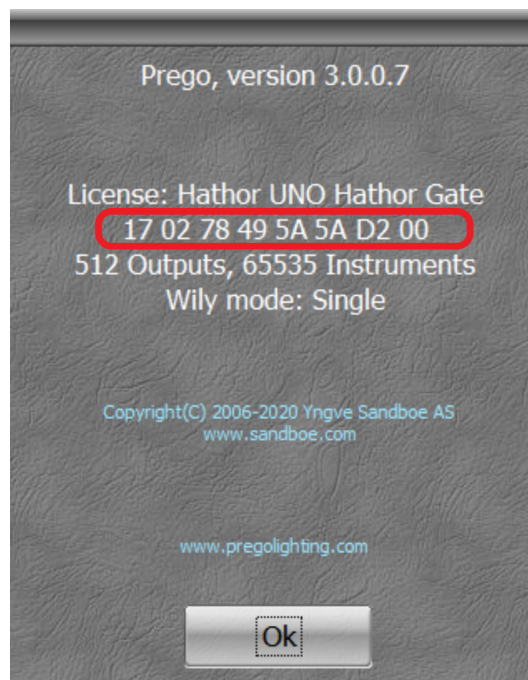
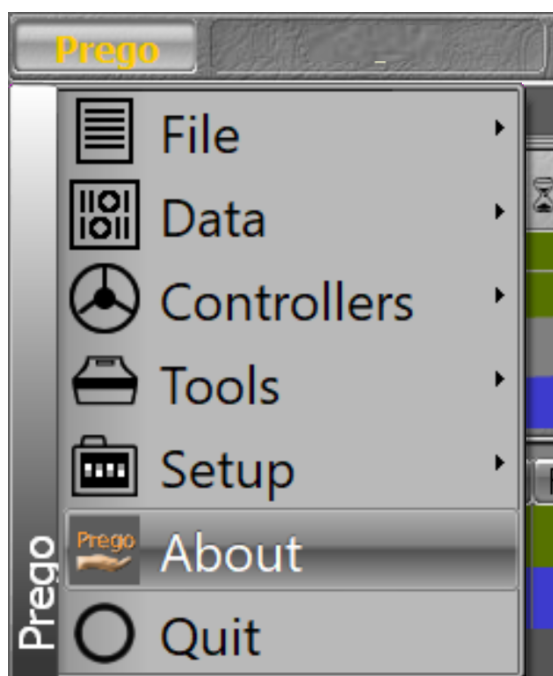
Do not tick this box if you're updating a computer.

2 – UPDATING THE DONGLE AND YOUR LICENSE

The example here is with an Hathor Gate type system on a computer.

Once you updated your Prego V3, you need to find your license identification number. To do so : launch Prego software with your dongle connected to the desk/computer.

Reach the **Prego** menu then **About** : you'll find here your current **license identification number**.



To update your **License** to a V3 in order to use all the V3 functions, go to the **Prego Lighting** website, and open the **Upgrade** menu. You can use the following link:

<https://pregolighting.com/dongle-upgrade/>

Dongle Upgrade – Prego Lighting
+
pregolighting.com/dongle-upgrade/

Prego Lighting
Home
Licences
Upgrade
Download
About
Contact
f

Fill this form for your dongle upgrade :

Name*
E-Mail*

Country*

If you're in freelance, please mention freelance in **Venue** field

Venue : *

City*

The dongle number is available in
PREGO/HATHOR menu /About

Dongle n° : *

System*

Submit

This site is protected by reCAPTCHA and the Google [Privacy Policy](#) and [Terms of Service](#) apply.

Please fill out the details related to your License :

Name: your name

E-Mail: the e-mail you want to receive your license ID on

Country: your country

Venue: name of your venue/theatre/opera house... Use « Freelance » if you will use your license for several venues/projects and are not related to one specific venue.

City: your city

Dongle n°: your current **License Identification Number** as you could read it in the **About** section of your Prego software.

System: your desk/computer specifications for the use of Prego *here it is an Hathor Gate version*.



Fill this form for your dongle upgrade :

Preg Golighting prego.lighting@pregolighting.com

France

If you're in freelance, please mention freelance in **Venue** field

Théâtre de lumière

France

The dongle number is available in PREGO/HATHOR menu /About

170278495A5AD200

Hathor Gate

Here we fill our name, as an example « Preg Golighting »

Our « Venue » is the « Théâtre de lumière »

Our **License Identification Number** is the one we found in our Prego's « **About** » menu
170278495A5AD200

If you're in freelance, please mention freelance in **Venue** field

System*

Freedom

Liberty

Imago

MIDI Console

Hathor Gate

AVAB console

Amina

Tenrec

Maki

E.GO modules

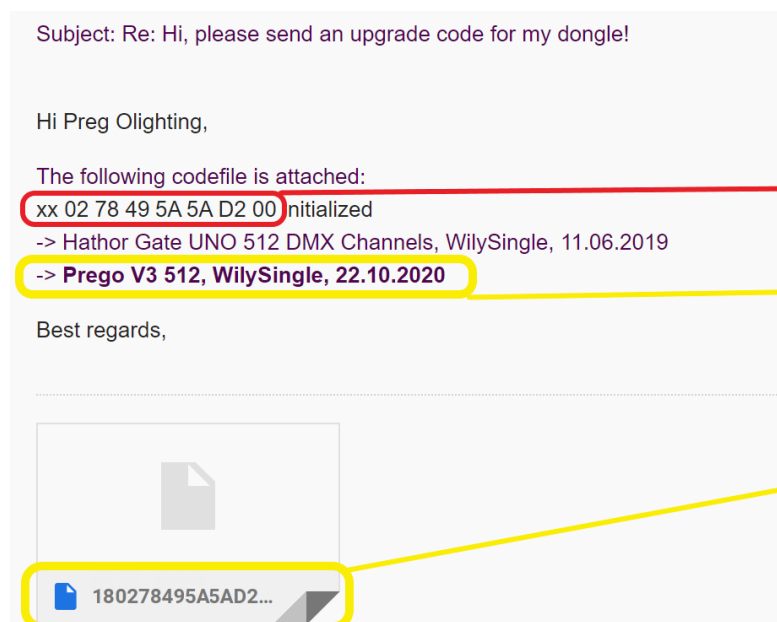
Hathor Gate

System : Here we use an Hathor Gate system on our computer

Please press « **Submit** »

Submit

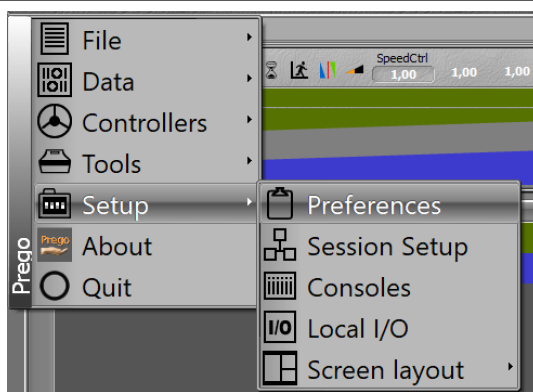
You will get your **V3 License Identification** and a .san file in an e-mail shortly after. You'll then have to update your Dongle with the number you will receive.



Old License Identification Number

License's specifications

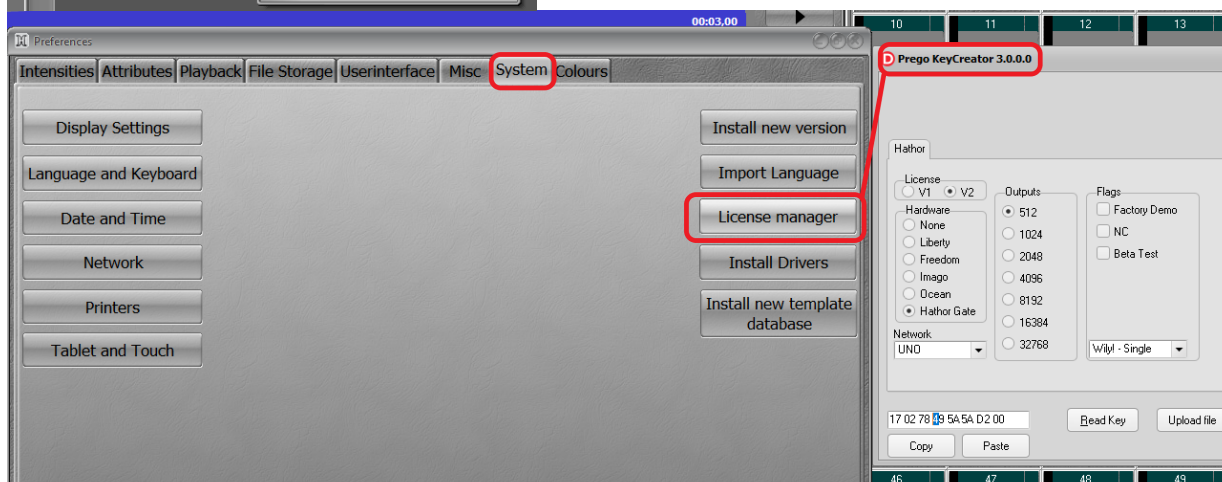
.san file to update your Dongle with the **V3 License Identification Number** you need to download on your computer



To update your Dongle you have to access the Prego KeyCreator.

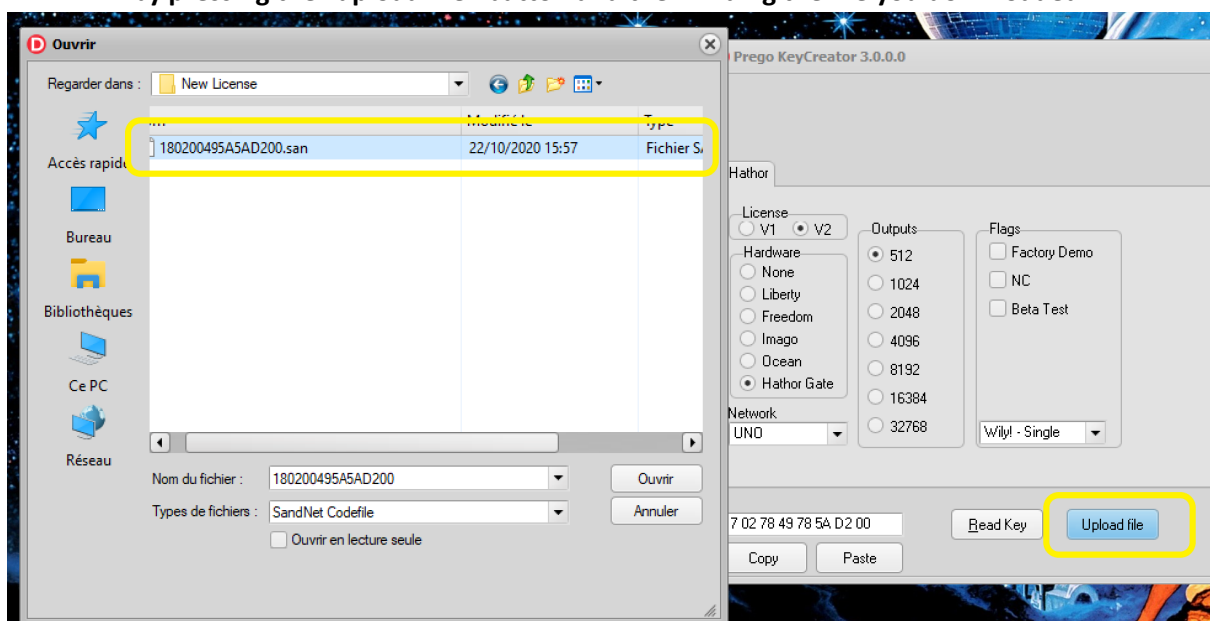
To do so, launch Prego with your Dongle plugged in.

Go to the **Prego** menu > **Preferences** > **System** > **License Manager**



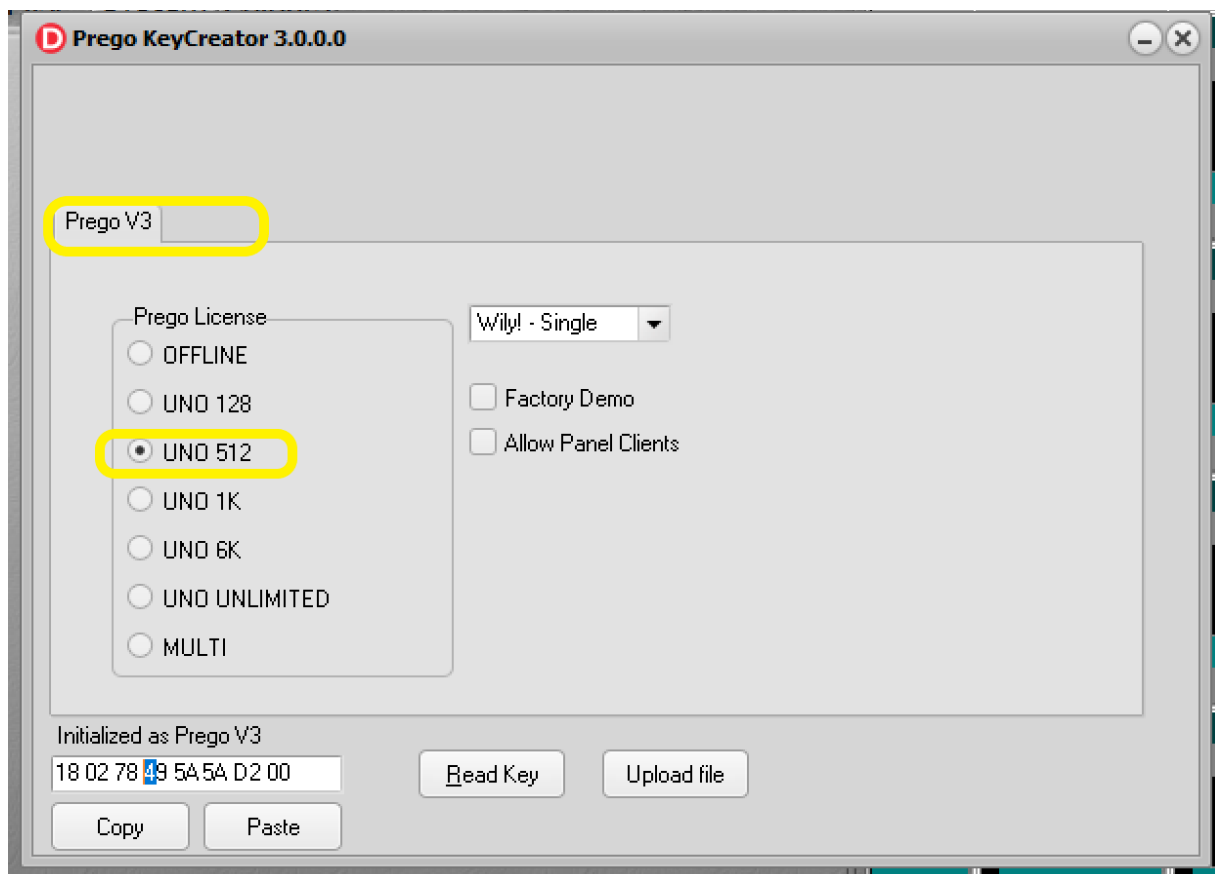
You can now see your **previous V2 License Identification Number**, you can find the number on the lower left corner.

To upgrade your Dongle with your **V3 License Identification Number** you have to load the **.san** file by pressing the "upload file" button and then finding the file you downloaded.



Your Dongle is now up to date with your latest V3 license and you can enjoy all the possibilities of it !

HAVE FUN



More information can be found here :

<https://pregolighting.com>

<https://www.pangolab.com>